





SAFETY AND PRECAUTION

安全及預防措施

	WARNING 警告	This indication shows the possibility of causing death or serious injury. 此指示顯示有可引致死亡之可能性。
	CAUTION 注意	This indication shows the possibility of causing injury or damage to properties only. 此指示顯示有可引致受傷或財物損失之可能性。
		This symbol denotes actions that are compulsory. 此標誌代表強制性之行動。
		Symbol with white background denotes a PROHIBITED action. 此標誌代表禁止之行動。

WARNING 警告



Do not insert your finger or other object through the fan guard.
不要將手指或任何物體插入防護罩內。



Do not repair the fan yourself, please refer to qualified service agent.
不要自己修理本品，請將之交給特許的服務代理。



Do not spray anything such as insect killer to your fan.
不要向風扇噴射任何霧狀物如殺蟲劑等。

CAUTION 注意



Use in dry place, free of excessive humidity and water.
不要在極潮濕的地方及水中使用。



Use 220V/50Hz power supply only.
本品只可使用於 220 伏特 / 50 頻率電源。



Keep the fan clean.
需經常保持風扇清潔。



Do not use gasoline or other chemical for cleaning.
勿用汽油或其他化學品來清潔本品。



Do not disassemble the fan. Shock hazard!
不可將電風扇拆開使用。提防觸電！



Do not use place near obstacles or on aerobic platforms.
勿在有障礙物或不平的地方使用。


Panasonic Corporation

Web Site: <http://panasonic.net>



302BH8001HM

Panasonic®



Electric Fan (Desk Fan) 電風扇 (枱式電風扇)

Model No. 種類

F-302BH

Operating Instructions 使用說明書

SPECIFICATION

規格

VOLTAGE (V) 伏特	FREQ. (Hz) 頻率	POWER (W) 瓦特	SPEED / 速度 (r/min)			AIR VELO. 風速 m/min	AIR DEL. 風量 m ³ /min
			1	2	3		
220 ~	50	38	925	1085	1210	206	41



Before operating this set, please read these instructions completely.
使用前務請詳細閱讀本書所載事項。



Use only with rated voltage.
只能使用額定電壓。



If the supply cord is damaged, it must be replaced by the manufacturer, its service agent or similarly qualified persons in order to avoid a hazard.
如發現電源線損壞，請即連絡代理商或服務代理或特許技術人員以替換，以防備發生任何災害。



Ensure that the fan is switched off from supply main before cleaning or maintenance.
進行清洗或維修前必須先確定風扇的電源已經被關閉。



This appliance is not intended for use by persons (including children) with reduced physical, sensory or mental capabilities, or lack of experience and knowledge, unless they have been given supervision or instruction concerning use of the appliance by a person responsible for their safety.
本設備是不打算供與（包括兒童）身體、感官或心理能力欠佳人士使用，或缺乏經驗和知識，除非他們是在負責他們安全的人員監督下或有關使用該設備的指示下使用。



To avoid the possibility of causing injury to users or damage properties, please follow all the explanation written below.
The manufacturer is not responsible for accidents and injuries caused by defective or deficient installation.
為了避免可能造成傷害用戶或損壞財產，請遵守以下所有的書面解釋。
製造商不會因有缺陷或不足的安裝所造成的意外及傷亡負責。

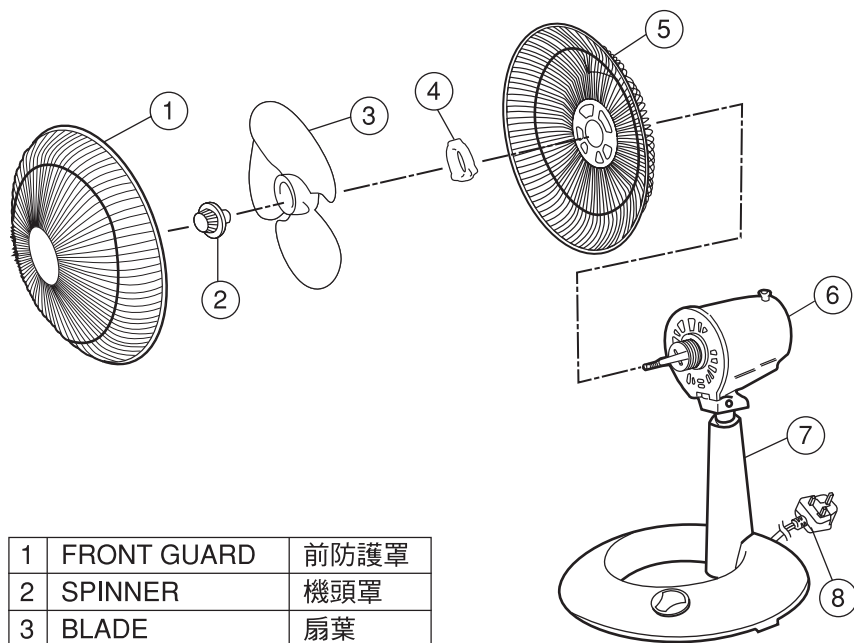


Children should be supervised to ensure that they do not play with the appliance.
兒童應該受到監督以確保它們不玩該設備。

Thank you for purchasing this product.
感謝您選購此產品。

PART IDENTIFICATION

部件指示



1	FRONT GUARD	前防護罩
2	SPINNER	機頭罩
3	BLADE	扇葉
4	GUARD SET NUT	罩組螺帽
5	REAR GUARD	後防護罩
6	MOTOR	馬達
7	STAND	支架
8	CORD	電源線

THIS SET IS COMPLETELY ASSEMBLE

此部電風扇已完整組裝

NAME OF PARTS/HOW TO OPERATE


各部件名稱及使用方法

ADJUSTMENT OF WIND DIRECTION

風向調節

Vertical
上下調節

Adjust vertically
上下推按



Note: Stop the blades before adjusting.

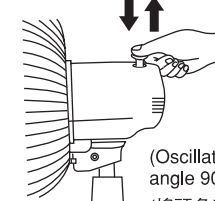
注意：在調節時，請將扇葉停止轉動後再進行。

OSCILLATION KNOB

搖頭按鈕

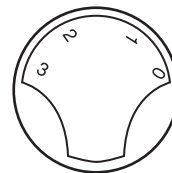
Oscillate
搖頭

Stop
停止



(Oscillator
angle 90°)
(搖頭角度 90 度)

SWITCH OPERATING METHOD / 圓鈕操作方法



SWITCH KNOB / 圓鈕

Note: Turn switch knob either left or right for required speed.

注意：左右轉動圓鈕以選擇所須之速度。

- 0 STOP / 停止
- 1 SPEED 1 / 速度 1
- 2 SPEED 2 / 速度 2
- 3 SPEED 3 / 速度 3