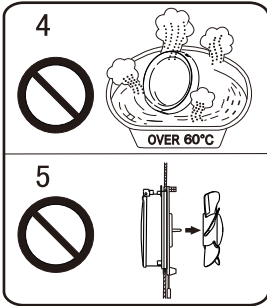


MAINTENANCE PRECAUTIONS

保養方法

- 4. Do not immerse resin parts in hot water over 60°C. (Figure 4)
塑膠部件不能用高於60°C的熱水浸洗。(圖 4)
- 5. Do not take out the blade for cleaning. (Figure 5)
請不要拆除扇葉進行清潔。(圖 5)
- 6. If the supply cord is damaged, it must be replaced by the manufacturer or its service agent or a similarly qualified person in order to avoid a hazard.
如果電源線損壞, 為避免危險, 必須由製造廠或其維修部或類似的專職人員來更換。
- 7. Wear plastic gloves during cleaning to avoid accidents.
為避免意外發生, 清潔時請戴上膠手套。



SPECIFICATIONS

規格

Model 型號	Voltage 電壓 [V]	Frequency 頻率 [Hz]	Power consumption 耗電量 [W]	Air delivery 排氣量 [m³/min]	Power factor 功率因數 [%]	Noise 噪音 [dB]	Net weight 淨重 [kg]
FV-15WU5 07 FV-15WU5 08	220	50	7.7	3.5	95	34	0.9
FV-20WU5 07 FV-20WU5 08	220	50	17	7	98	39	1.2

Notes:

- 1. The values are specified at the static pressure of 0 Pa.
- 2. The values of noise level is A weighted average sound pressure level, the mean value measured by our company, within +3 and -7dB tolerance.
- 3. The values of noise level are measured at 1.0m apart from front and side of the fan body.
- 4. The values of air volume are the mid-points of results measured by our company, with ±10% tolerance.

注意:

- 1. 排氣量、電氣特性、噪音值等資料是在靜壓為0Pa狀態下的數值。
- 2. 噪音值是A計權平均聲壓級, 是本公司測試結果的中心值, 有+3, -7dB的公差範圍。
- 3. 噪音是指最大風量作用時, 在本體前面、側面1.0m處的噪音值。
- 4. 排氣量是本公司測試排氣量結果的中心值, 有±10%的公差範圍。

* Air direction: Exhaust 氣流方向: 排氣
IPX4(outside) IPX4 (戶外部分)
Insulation class E E級絕緣

Panasonic Corporation
Web Site: <http://www.panasonic.com>
© Panasonic Corporation 2008-2016

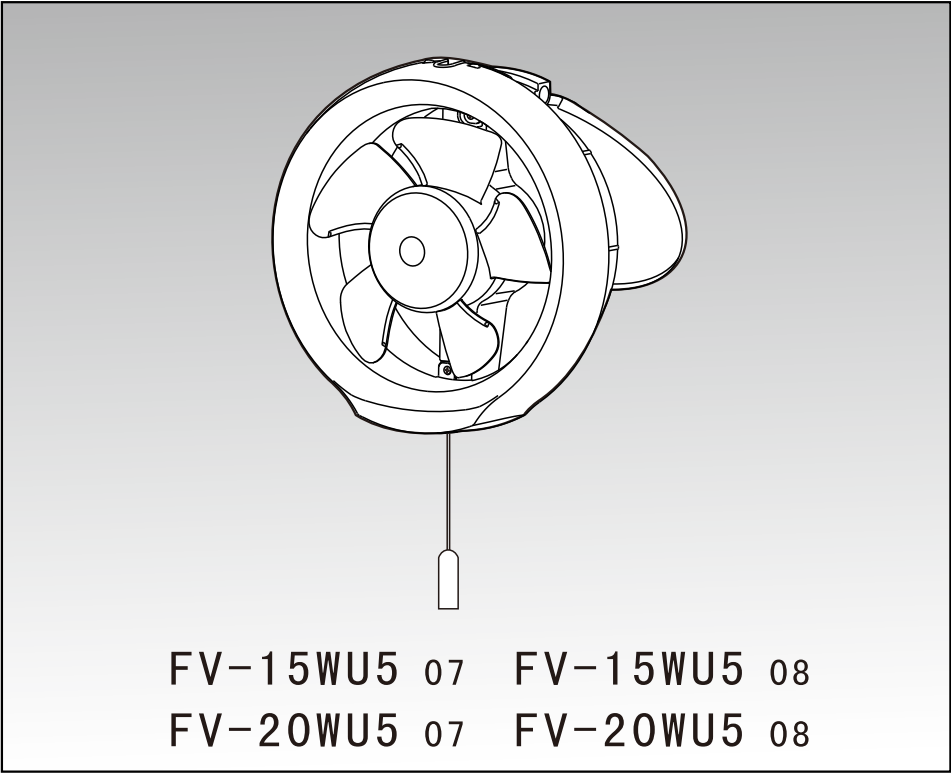
P0508-30116 15WU50461C07

Panasonic®

Ventilating fan
換氣扇

Operating Instructions

操作說明書



Before operating this product, please read the instructions completely.
在使用本機之前, 請仔細閱讀本說明書

SAFETY INSTRUCTIONS

安全指引

Please observe strictly
請嚴格遵守

The following explanations must always be observed in order to prevent harm to users or other people and prevent damage to property.

爲了防止危害或損傷到使用人和其他人的人身與財產，就安全方面需務必遵守的事項作如下說明。

■ The following displays are classified and explained to what extent harm or damage occurs when the display details are ignored and the unit in question is wrongly used.

■ 對無視此表示的內容，錯誤使用時，會引起的危害或損傷的程度，用下列符號進行分類說明。



Warning

警告

This indication means: Must be treated seriously that this may result in death or serious injury.

此標記表示：有可能導致死亡或嚴重傷害，必須認真對待。

■ The types of details to be observed are classified and explained in the following illustrated display. (Below are the series of illustrated displays)

■ 對希望遵守的內容，用下列符號分類說明。



This type of pictorial symbol indicates a "Prohibited" action that must be avoided.

這樣的符號，指的是“禁止”做的內容。



This type of pictorial symbol indicates a "Compulsory" action that must be performed.

這樣的符號，指的是必須“強制”實行的內容。



Warning 警告

■ Must not disassemble the unit for reconstruction.

■ 禁止拆開本產品進行改造。

■ Make sure to disconnect the power supply when cleaning.

■ 在清潔本產品時，確保電源開關處於斷開狀態。

■ Use this fan at the rated voltage and frequency indicated on the name plate.

■ 按照銘牌標定的額定電壓及頻率使用本產品。



It may cause fire or electric shock

容易導致火災、觸電



It may cause electric shock

可能會觸電



220V~
50Hz



Repairing should be serviced by authorized service centre.

修理時必須到指定的維修店進行修理



The fan should be installed by a qualified person.

換氣扇必須由有專業資格的人員進行安裝。



When the product is no longer to be used, it must not be left in the place but removed, to prevent it from possible falling.

使用結束後，為防止在萬一的情況下掉落，不得放置不管，應予以拆除。

■ This appliance is not intended for use by persons (including children) with reduced physical, sensory or mental capabilities, or lack of experience and knowledge, unless they have been given supervision or instruction concerning use of the appliance by a person responsible for their safety. Children should be supervised to ensure that they do not play with the appliance.

本產品不適合有殘障、智障或精神障礙的人士，或缺乏經驗、常識者（包括兒童）維護使用，除非在監護人的看護或指導下使用。

應確保兒童不要把本產品當作玩具玩。

OPERATION

操作方法

Turn on the fan

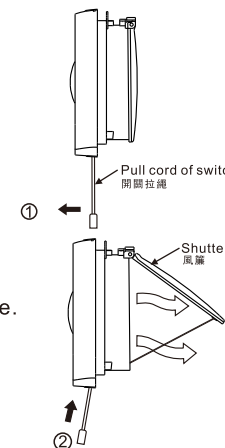
開啓

① Pull the pull cord of switch outward to release the knot from fan.

向外拉開開拉繩，使繩結脫離卡口位。

② Release the pull cord of switch slowly to open the shutter, power supply will be connected and the fan will operate in the meantime.

緩慢釋放拉繩，使風簾打開，此時電源接通換氣扇運轉。

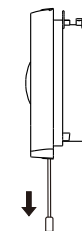


Turn off the fan

關閉

Pull the pull cord of switch downward to lock the knot at the fan, the power supply will be disconnected and the fan will stop in the meantime.

向下拉開開拉繩，使繩結置於卡口位，此時電源切斷，換氣扇停止運轉。



MAINTENANCE PRECAUTIONS

保養方法



1. Disconnect the power supply until blade is completely stopped before clean and maintenance. (Figure 1)

在清洗保養前請確保斷開電源且扇葉停止轉動。（圖 1）



2. Never use petrol, benzene, thinner or any other such chemicals for cleaning the ventilating fan. (Figure 2)

千萬不要用汽油、苯、溶劑或任何類似的化學物清洗本換氣扇。（圖 2）



3. Do not allow water to contact electrical parts such as motor. (Figure 3)

馬達等電氣部件絕對不能被水接觸。（圖 3）

